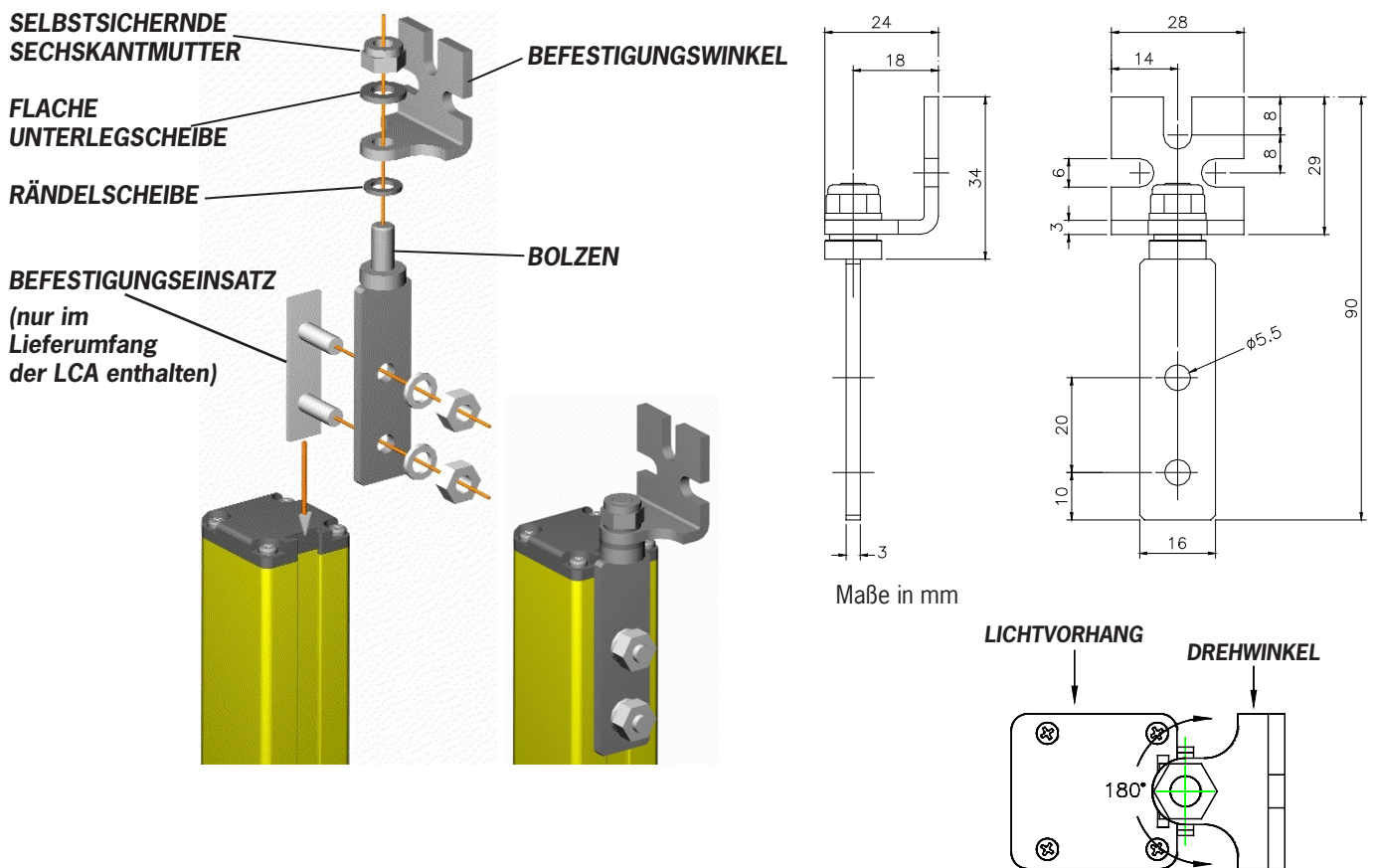


MONTAGEANLEITUNG Montage der Drehwinkel für AM-OS-B-A2-V04, Set mit 4 Drehwinkeln

ALLGEMEINES

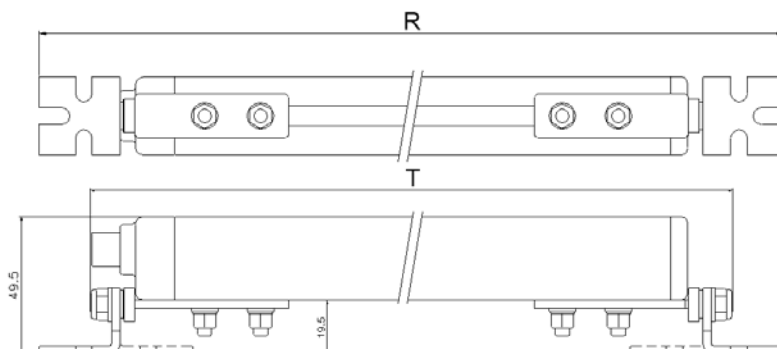
Die folgende Montageanleitung beschreibt die Montage der Drehwinkel an Lichtgittern/ Lichtvorhängen der Serie LCA. Für die Montage wird ein Gabelschlüssel SW 10 mm benötigt.

MONTAGE DER WINKEL AM LICHTGITTER / LICHTVORHANG



Schutzfeldhöhe	LCA 160	LCA 260	LCA 310	LCA 460	LCA 610	LCA 760	LCA 910	LCA 1060	LCA 1210	LCA 1360	LCA 1510	LCA 1660	LCA 1810	LCA 2B	LCA 3B	LCA 4B
Maß R	266	366	416	566	716	866	1016	1166	1316	1466	1616	1766	1916	706	1006	1106
Maß T	230	330	380	530	680	830	980	1130	1280	1430	1580	1730	1880	670	970	1070

Maße in mm



DE

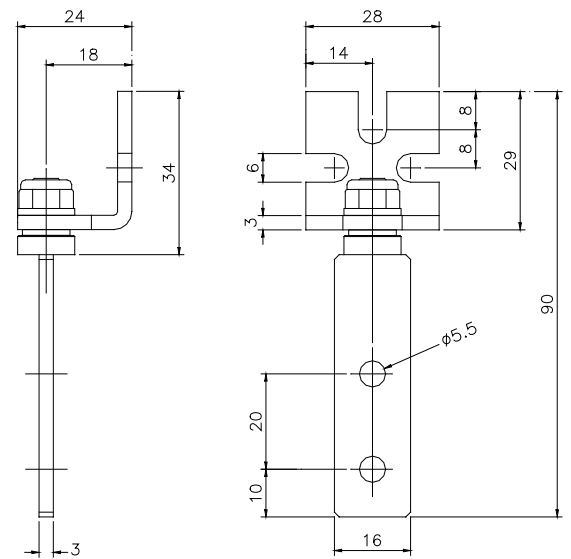
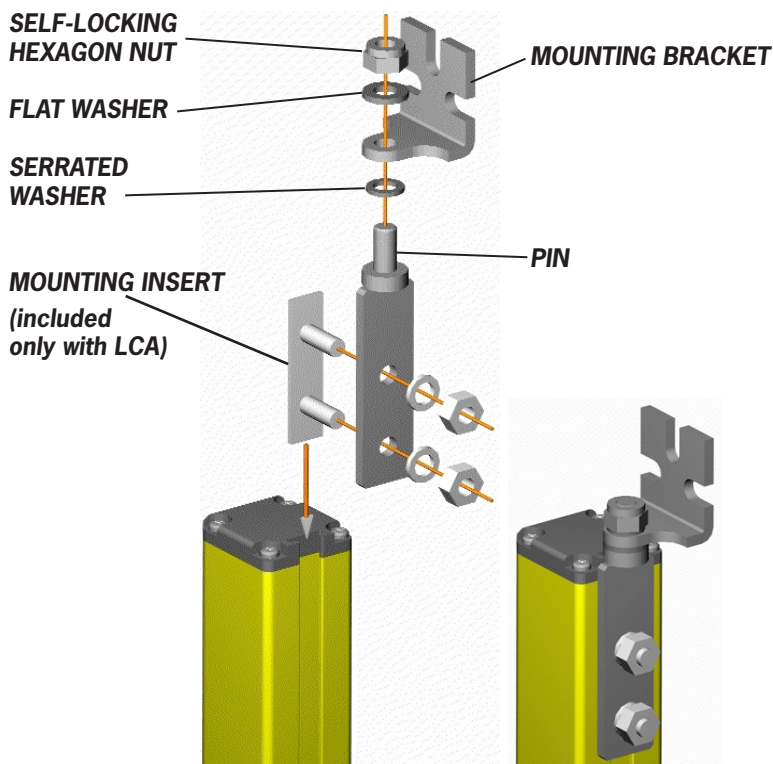
ASSEMBLY INSTRUCTIONS

Mounting the rotating bracket for AM-OS-B-A2-V04, set with 4 rotating brackets

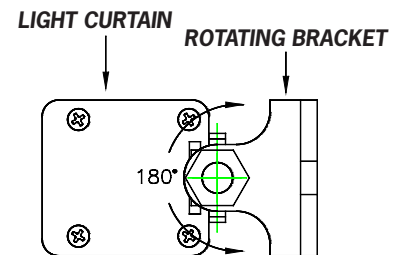
GENERAL

The following assembly instructions describe the mounting of the rotating bracket on light grids/ light curtains in series LCA. A flat wrench AF 10 mm is required for mounting.

MOUNTING THE BRACKET ON THE LIGHT GRID / LIGHT CURTAIN



Dimensions in mm



Protective field height	LCA 160	LCA 260	LCA 310	LCA 460	LCA 610	LCA 760	LCA 910	LCA 1060	LCA 1210	LCA 1360	LCA 1510	LCA 1660	LCA 1810	LCA 2B	LCA 3B	LCA 4B
Dimension R	266	366	416	566	716	866	1016	1166	1316	1466	1616	1766	1916	706	1006	1106
Dimension T	230	330	380	530	680	830	980	1130	1280	1430	1580	1730	1880	670	970	1070

Dimensions in mm

