...-R-...

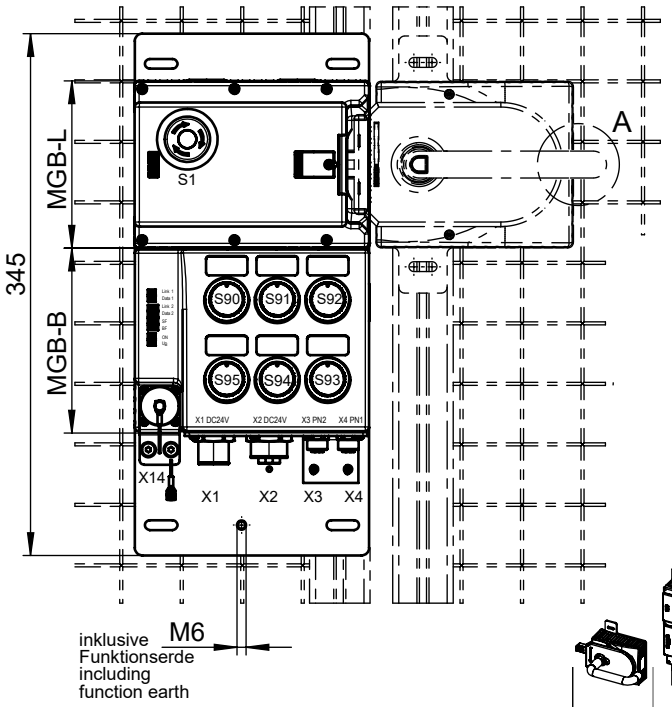

...-L-...

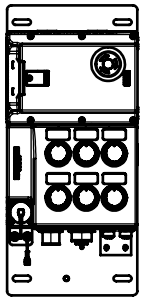

X1 / X2 7/8" Power
X3 / X4 M12 D-coded (IEC 61076-2-101)

X14 RC12 (Buchse/ female)
ES (Zustimmtaster / Enabling Switch)

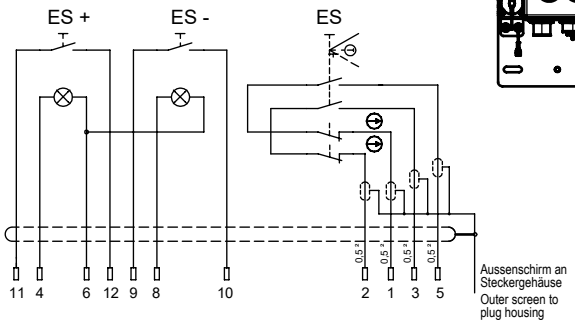

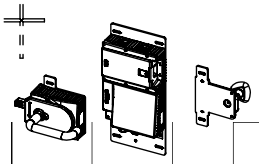

Detail A

Sperrverriegelung im ausgefahrenen Zustand
Automatic lockoutbar in "open" position.

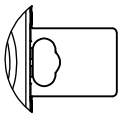

Inklusive:
12 Stück Einlegeschilder silberfarben, selbstklebend. (12,5x27mm)

Including:
12 pcs. insertion plates, silver, self-adhesive. (12,5x27mm)

1x START 1x CYCLE STOP

1x RESET ALARM 1x REQUEST ENTRANCE

1x ACKNOWLEDGE SAFETY OBJECT

1x STOP FORCE ENTRANCE

6x Ohne Aufschrift / without inscription

	MGB-H...	MGB-L...	MGB-E...	Türanschlag Door hinge	S1	S90 Taster beleuchtet Button illuminated	S91 Taster beleuchtet Button illuminated	S92 Taster beleuchtet Button illuminated	S93 Taster beleuchtet Button illuminated	S94 Taster beleuchtet Button illuminated	S95 Taster unbeleuchtet Button not illuminated
MGB-L1B-PNA-R-170073		x		R	NOT-HALT Taster beleuchtet Emergency stop illuminated	GELB YELLOW	BLAU BLUE	GRÜN GREEN	WEISS WHITE	WEISS WHITE	SCHWARZ BLACK
MGB-L1HEB-PNA-R-170075	x	x	x								
MGB-L1B-PNA-L-170074		x		L							
MGB-L1HEB-PNA-L-170076	x	x	x								

PROFINET

Datenbytes (Datenblöcke für nicht sichere Funktion)

Data bytes (data blocks for unsafe functions)

Eingangsbereich / Input range:		Bit	7	6	5	4	3	2	1	0
MGB-B	*Slot 1*	*Byte 0*	-	-	S95	S94	S93	S92	S91	S90
		Byte 1	-	-	-	-	-	-	-	-
Emergency stop	*Slot 2*	*Byte 0*	-	-	-	-	-	-	-	S1
MGB-L	*Slot 3*	*Byte 0*	ÜK	SK	-	-	-	Z	R	T
Enabling switch	*Slot 4*	*Byte 0*	-	ES -	ES +	-	-	-	-	ES
Diagnostics	*Slot 5*	*Byte 0*	L	-	-	E	E	E	E	E

Ausgangsbereich / Output range:		Bit	7	6	5	4	3	2	1	0
MGB-B	*Slot 1*	*Byte 0*	-	-	-	H94	H93	H92	H91	H90
Emergency stop	*Slot 2*	*Byte 0*	-	-	-	-	-	-	-	H1
MGB-L	*Slot 3*	*Byte 0*	-	-	-	-	-	-	-	S
Enabling switch	*Slot 4*	*Byte 0*	-	-	-	-	-	-	ES -	ES +
Diagnostics	*Slot 5*	*Byte 0*	-	-	-	-	-	-	Reset	Q

PROFIsafe

Datenbytes (Datenblöcke für sichere Funktion)

data bytes (data blocks for safe functions)

Eingangsbereich / Input range:		Bit	7	6	5	4	3	2	1	0
SAFETY	*Slot 6*	*Byte 0*	-	-	-	Z	R	T	ES	S1
		Byte 1	-	-	-	-	-	-	ÜK	SK
		Byte 2-5	*PROFIsafe intern genutzt (Steuerbyte, CRC usw.) Used within Profisafe (control byte, CRC etc.)*							

Ausgangsbereich / Output range:		Bit	7	6	5	4	3	2	1	0
SAFETY	*Slot 6*	*Byte 0*	-	-	-	-	-	-	-	S
		Byte 1	-	-	-	-	-	-	-	-
		Byte 2-5	*PROFIsafe intern genutzt (Statusbyte, CRC usw.) Used within Profisafe (status byte, CRC etc.)*							

Betriebsanleitung beachten
(Datenstruktur Typ B)
(bei Abweichungen zwischen Datenblatt u. Betriebsanleitung gelten die Daten des Datenblattes)

Please observe operating instructions
(Data structure type B)
(in case of disagreement between data sheet and operating instructions, the information of the data sheet are to be considered)

ÜK = T and R and Z
SK = T and R
L = Lebensdauer / Life
Z = Zuhaltung / guard locking
R = Riegelstellung / bolt position
T = Türstellung / door position
E = Gerätediagnose / Device diagnosis
Q = Quittierung / Acknowledgement
S = Zuhaltemagnet / Guard locking solenoid

EUCHNER GmbH + Co. KG Kohlhammerstraße 16 70771 Leinfelden-Echterdingen Tel. +49/711/7597-0 Fax +49/711/753316 www.euchner.de info@euchner.de

Technische Änderungen vorbehalten, alle Angaben ohne Gewähr / Subject to technical modifications; no responsibility is accepted for the accuracy of this information. © EUCHNER GmbH + Co. KG Maße in mm / Dimensions in mm