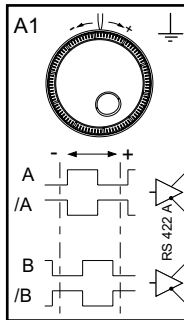


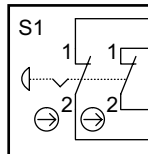
Technische Änderungen vorbehalten, alle Angaben ohne Gewähr / Subject to technical modifications; no responsibility is accepted for the accuracy of this information. © EUCHNER GmbH + Co. KG · Maße in mm / Dimensions in mm

**A1:**  
Handrad 100 Impulse  
handwheel 100 pulses  
RS422 / A05



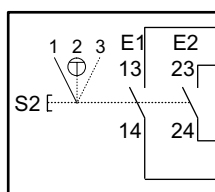
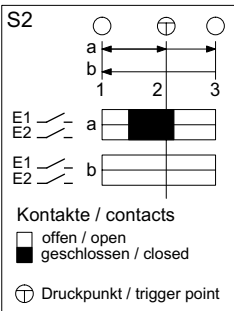
X1/6	0 V	WH	ws	A
X1/5	UB: +5 V +/-5%	BN	br	B
X1/1	A	GN	gn	C
X1/2	/A	YE	ge	D
X1/3	B	GY	gr	E
X1/4	/B	PK	rs	F

**S1:**  
NOT-AUS  
emergency-stop



		BU	bl	G
		RD	rt	H
		BK	sw	J
		VT	vt	K

**S2:**  
ZXE  
Zustimmtaster links  
enabling push button  
left



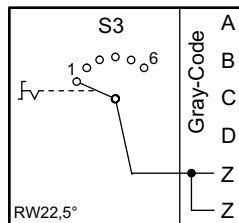
X2/3		RDBU	rtbl	M
X2/2		GNWH	wsgn	N
X2/4		BNGN	brgn	P
X2/1		YEWB	wsgb	R

Litzen nicht angeschlossen  
wires not connected

		BNYE	gebr	S
		GYWH	wsgw	T

S3	DCBA	
1	0000	X
2	0001	Y
3	0011	Z
4	0010	4
5	0110	5
6	0111	6

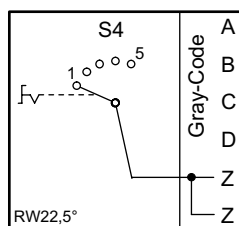
**S3:**  
**Achswahl**  
Stufenschalter links  
selector switch left  
6-stellig  
6 positions



LP2		BNGY	grbr	U
LP1		WHPK	wsrc	V
LP3		BNPK	rsbr	W

S4	DCBA	
1	0000	0
2	0001	1
3	0011	10
4	0010	100
5	0110	1000

**S4:**  
**Inkrementauswahl**  
Stufenschalter rechts  
selector switch right  
5-stellig  
5 positions



LP2		BUWH	wsbl	X
LP1		BNBU	brbl	Y
LP3		RDWH	wsrt	Z
LP5				
LP6	+24V	GYPK	grss	L

shield Schirm

Steckverbinder:  
Burdny, Metall, 23 polig  
connector:  
Burdny, metal, 23 pin

Leitung / cable:  
23x0,14²