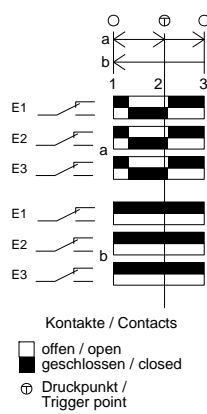
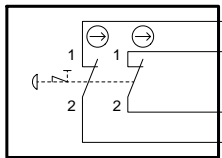


Technische Änderungen vorbehalten, alle Angaben ohne Gewähr / Subject to technical modifications; no responsibility is accepted for the accuracy of this information. © EUCHNER GmbH + Co. KG
 Maße in mm / Dimensions in mm

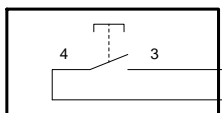


S1
 Maschinen Stopp
 grau-gelb
 machine stop
 grey-yellow



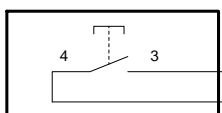
YE	ge
BU	bl
GN	gn
RD	rt

S2 "+"
 Drucktaste
 push button



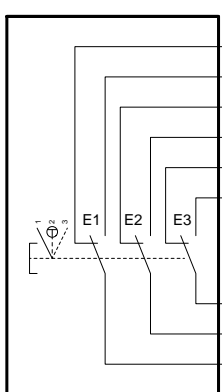
GYPK	grrs
VT	vi

S3 "-"
 Drucktaste
 push button



BK	sw
RDBU	rtbl

S4
 Zustimmungstaster
 enabling push button



LP1		
LP2		
LP10		
LP9	PK	rs
LP11		
LP12	GY	gr
LP13	WH	ws
LP8	BN	br
LP5		

Schirm / shield

Adern / wires 12x 0,14²