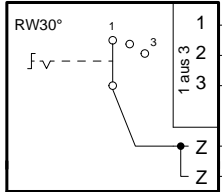


Technische Änderungen vorbehalten, alle Angaben ohne Gewähr / Subject to technical modifications; no responsibility is accepted for the accuracy of this information. © EUCHNER GmbH + Co. KG
 Maße in mm / Dimensions in mm

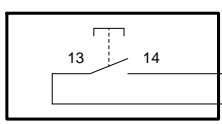
S1
 Stufenschalter
 3 Stellungen
 selector switch
 3 positions



GNWH	wsgn	13
BNGN	brgn	14
GYWH	wsgr	17

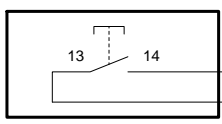
+24V	VT	vt	10
------	----	----	----

S2
 Taste "+"
 push button "+"



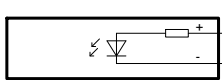
BK	sw	9
----	----	---

S3
 Taste "-"
 push button "-"



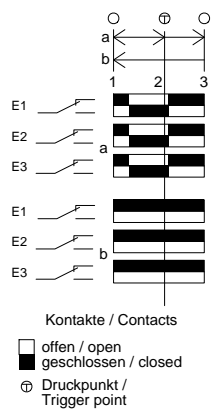
GYPK	grrs	11
------	------	----

P1
 LED gelb
 LED yellow

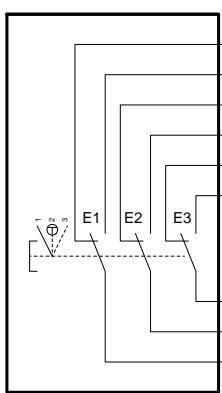


+24V	YEWH	wsg	15
------	------	-----	----

0V	BNYE	gebr	16
----	------	------	----



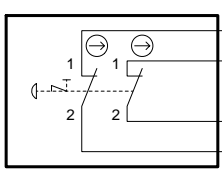
S4
 Zustimmtaster
 enabling push button



LP1			
LP2			
LP10			
LP9	PK	rs	6
LP11			
LP12	GY	gr	5

LP13	WH	ws	1
LP8	BN	br	2
LP5			

S5
 NOT-HALT
 emergency-stop



RD	rt	8
GN	gn	3

BU	bl	7
YE	ge	4

Adern 0,14mm² / wires 0,14mm²
 Steckverbinder: Coninvers, 17 pol.
 connector: Coninvers, 17 pin