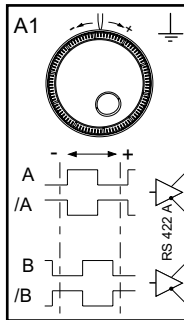


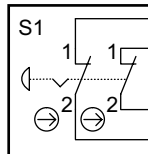
Technische Änderungen vorbehalten, alle Angaben ohne Gewähr / Subject to technical modifications; no responsibility is accepted for the accuracy of this information. © EUCHNER GmbH + Co. KG · Maße in mm / Dimensions in mm

**A1:**  
Handrad 100 Impulse  
handwheel 100 pulses  
RS422 / A05

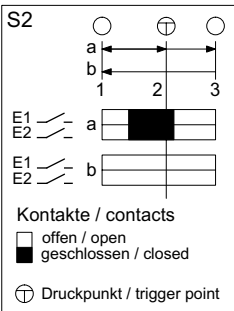


X1/6	0 V	WH	ws	A
X1/5	UB: +5 V +/-5%	BN	br	B
X1/1	A	GN	gn	C
X1/2	/A	YE	ge	D
X1/3	B	GY	gr	E
X1/4	/B	PK	rs	F

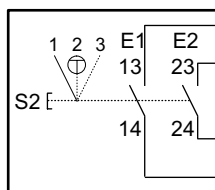
**S1:**  
NOT-AUS  
emergency-stop



		BU	bl	G
		RD	rt	H
		BK	sw	J
		VT	vt	K



**S2:**  
ZXE  
Zustimmtaster links  
enabling push button  
left

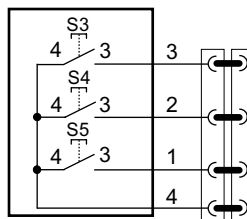


X2/3		RDBU	rtbl	M
X2/2		GNWH	wsgn	N
X2/4		BNGN	brgn	P
X2/1		YEWB	wsgb	R

**S3:**  
Taste links  
push button left

**S4:**  
Taste mitte  
push button middle

**S5:**  
Taste rechts  
push button right



X3:2		BNYE	gebr	S
X3:3		GYWH	wsgr	T
X3:4		BNGY	grbr	U
X3:1	+24V	GYPK	grrs	L

Litzen nicht angeschlossen  
wires not connected

		WHPK	wsrs	V
		BNPK	rsbr	W
		BUWH	wsbl	X
		BNBU	brbl	Y
		RDWH	wsrt	Z
		shield	Schirm	

Steckverbinder:  
Burndy, Metall, 23 polig  
connector:  
Burndy, metal, 23 pin

Leitung / cable:  
23x0,14²