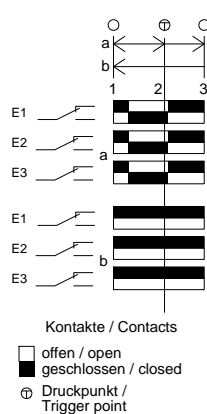
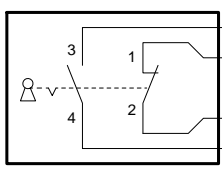


Technische Änderungen vorbehalten, alle Angaben ohne Gewähr / Subject to technical modifications; no responsibility is accepted for the accuracy of this information. © EUCHNER GmbH + Co. KG - Maße in mm / Dimensions in mm

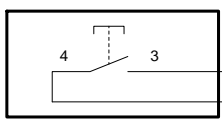


S1
Schlüsselschalter
key switch



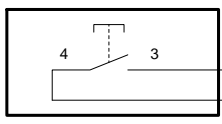
GNWH wsgn
+24V
BNGN brgn

S2 "+"
Drucktaste
push button



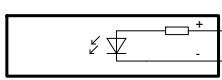
+24V
BK sw
VT vi

S3 "-"
Drucktaste
push button



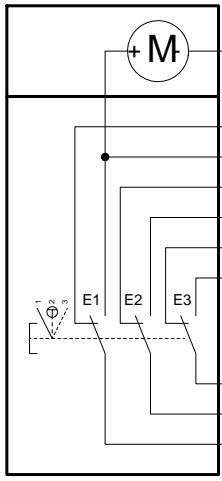
GYPK grrs

P1
LED gelb
LED yellow



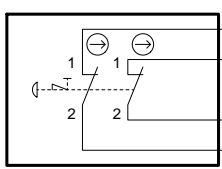
0V
BNEY gebr

S4
Zustimmtaster
enabling push button



blau / blue
0V
RDBU rtbl
LP3
LP1
LP2
LP10
LP9
PK rs
LP11
LP12
GY gr
LP13
WH ws
LP8
BN br
LP5 +24V
YEWH wsgc

S5
Maschinen Stopp
grau/gelb
machine stop
grey/yellow



RD rt
GN gn
BU bl
YE ge

Adern nicht angeschlossen/
wires not connected:

- GYWH wsgc
- BNGY grbr
- WHPK wsrs
- BUWH wsbl
- BNPK rsbr
- BNBU brbl
- RDWH wsrt
- Schirm / shield

Adern 0,14mm² / wires 0,14mm²