

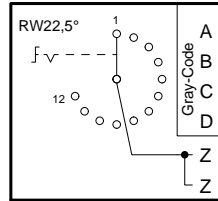
Technische Änderungen vorbehalten, alle Angaben ohne Gewähr / Subject to technical modifications; no responsibility is accepted for the accuracy of this information. © EUCHNER GmbH + Co. KG



Maße in mm / Dimensions in mm

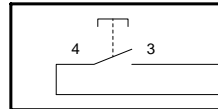
S1	DCBA
1	0000
2	0001
3	0011
4	0010
5	0110
6	0111
7	0101
8	0100
9	1100
10	1101
11	1111
12	1110

**S1**  
Stufenschalter oben  
12 Stellungen  
selector switch top  
12 positions



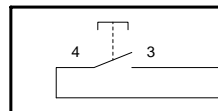
LP2	YE	ge	4
LP1	GN	gn	3
LP3	BU	bl	7
LP4	GY	gr	5
LP5	+24V	RD	8

**S2**  
Drucktaste +  
push button +



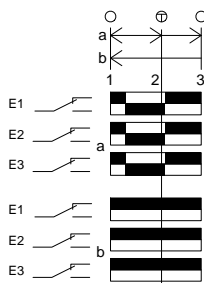
+24V	BK	sw	9
	VT	vi	10

**S3**  
Drucktaste -  
push button -

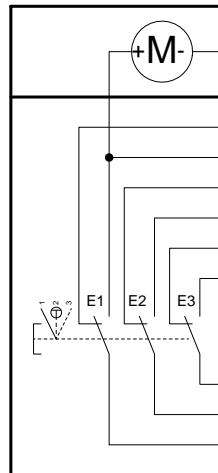


	GYPK	grrs	11
--	------	------	----

**S4**  
Zustimmtaster  
enabling push button



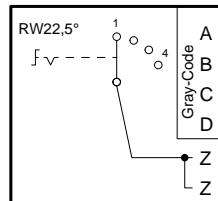
Kontakte / Contacts  
 offen / open  
 geschlossen / closed  
 ⊕ Druckpunkt / Trigger point



LP3	0V	RDBU	rtbl	12
LP1				
LP2				
LP10				
LP9		GNWH	wsgn	13
LP11		BNGN	brgn	14
LP12				
LP13		WH	ws	1
LP8		BN	br	2
LP5	+24V	PK	rs	6

S5	DCBA
1	0000
2	0001
3	0011
4	0010

**S5**  
Stufenschalter unten  
4 Stellungen  
selector switch bottom  
4 positions



LP2	YEW	wsg	15	
LP1	BNY	gebr	16	
LP5	+24V	GYW	wsg	17

Adern nicht angeschlossen/  
wires not connected:

- BNGY grbr
- WHPK wsrs
- RDWH wsrt
- BNPK rsbr
- BUWH wsbl
- BNBU brbl

Leitung / cable:  
23x0,14mm<sup>2</sup>