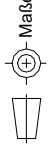
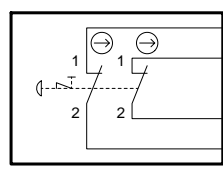


Technische Änderungen vorbehalten, alle Angaben ohne Gewähr / Subject to technical modifications; no responsibility is accepted for the accuracy of this information. © EUCHNER GmbH + Co. KG Maße in mm / Dimensions in mm

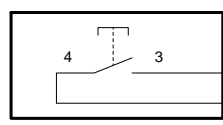


S1
 NOT-HALT
 emergency-stop



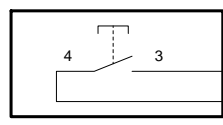
GN gn
 BN br
 BU bl
 RD rt

S2
 Drucktaste "+"
 push button "+"



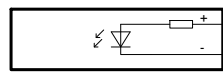
RDBU rtbl
 GY gr

S3
 Drucktaste "-"
 push button "-"



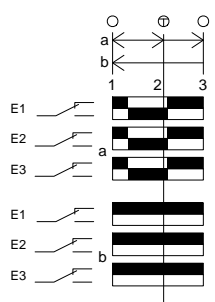
BK sw
 PK rs

P1
 LED gelb
 LED yellow

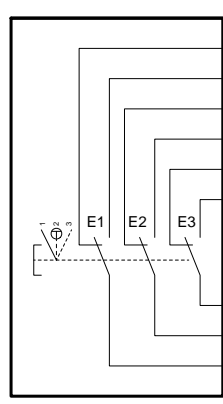


YE ge
 WH ws

S4
 Zustimmtaster
 enabling push button



Kontakte / Contacts
 □ offen / open
 ■ geschlossen / closed
 ⊕ Druckpunkt / Trigger point



LP1 YEWH wsge
 LP2
 LP10
 LP9 VT vi
 LP11
 LP12 GYPK grrs
 LP13
 LP8 GNWH wsgn
 LP5 BNGN brgn
 BNYE gebr

Adern nicht angeschlossen/
 wires not connected:

GYWH wsgr
 BNGY grbr
 WHPK wsrs
 BUWH wsbl
 BNPK rsbr
 BNBU brbl
 RDWH wsrt

Schirm / shield

Adern 0,14² / wires 0,14²