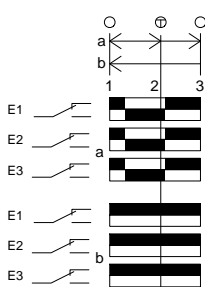
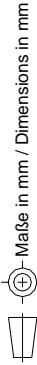
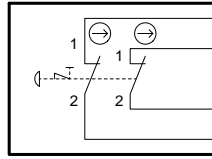


Technische Änderungen vorbehalten, alle Angaben ohne Gewähr / Subject to technical modifications; no responsibility is accepted for the accuracy of this information. © EUCHNER GmbH + Co. KG

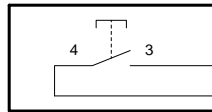


S1
NOT-HALT
emergency-stop



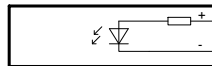
RDWH wrst
GNWH wsgn
BUWH wsbl
YEWH wsge

S2
Drucktaste
push button



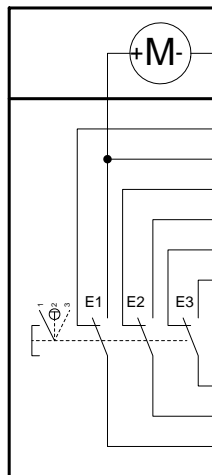
GYPK grss
VT vi

P1
LED gelb
LED yellow



0V BNYE gebr

S3
Zustimmtaster
enabling push button



LP3 0V RDBU rtbl
 LP1 YE ge
 LP2 BU bl
 LP10 BK sw
 LP9 PK rs
 LP11 RD rt
 LP12 GY gr
 LP13 WH ws
 LP8 BN br
 LP5 +24V GN gn

Adern
nicht angeschlossen/
wires
not connected:

BNGN brgn
GYWH wsgr
BNGY grbr
WHPK wsrs
BNPK rsbr
BNBU brbl

Schirm / shield

Leitung / cable:
23x0,14mm²