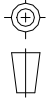
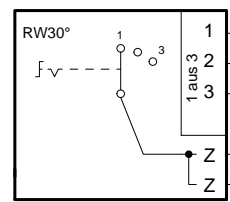


Technische Änderungen vorbehalten, alle Angaben ohne Gewähr / Subject to technical modifications; no responsibility is accepted for the accuracy of this information. © EUCHNER GmbH + Co. KG Maße in mm / Dimensions in mm

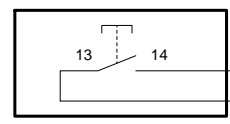


S1
Stufenschalter
3 Stellungen
selector switch
3 positions



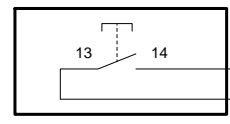
GNWH	wsgn	13	
BNGN	brgn	14	
GYWH	wsgr	17	
+24V	VT	vt	10

S2
Taste "+"
push button "+"



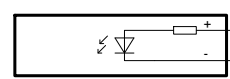
BK	sw	9
----	----	---

S3
Taste "-"
push button "-"



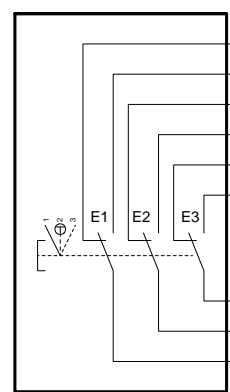
GYPK	grs	11
------	-----	----

P1
LED gelb
LED yellow

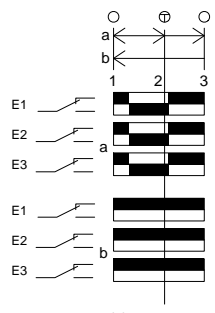


+24V	YEW	wsge	15
0V	BNYE	gebr	16

S4
Zustimmtaster
enabling push button

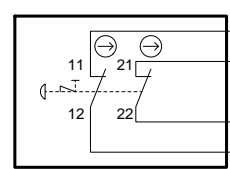


LP9	PK	rs	6
LP11	GY	gr	5
LP13	WH	ws	1
LP8	BN	br	2



Kontakte / Contacts
 □ offen / open
 ■ geschlossen / closed
 ⊕ Druckpunkt / Trigger point

S5
Maschinen Stopp
grau/gelb
machine stop
grey/yellow



RD	rt	8
GN	gn	3
BU	bl	7
YE	ge	4

RDBU	rtbl	12
BNGY	grbr	
WHPK	wsrs	
BUWH	wsbl	
BNPK	rsbr	
BNBU	brbl	
RDWH	wsrt	
Schirm	shield	

Adern und Pin
nicht angeschlossen/
wires and pin
not connected

Adern / wires 0,14mm²
Steckverbinder / connector:
Coninvers 17 pin