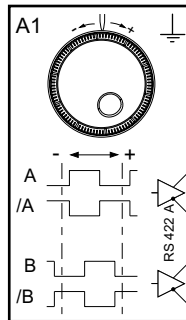
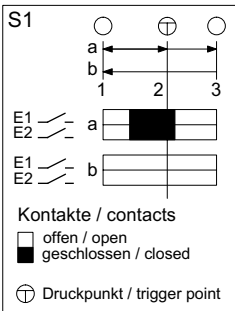


Technische Änderungen vorbehalten, alle Angaben ohne Gewähr / Subject to technical modifications; no responsibility is accepted for the accuracy of this information. © EUCHNER GmbH + Co. KG · Maße in mm / Dimensions in mm

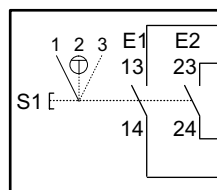
A1:
Handrad 100 Impulse
handwheel 100 pulses
RS422 / A05



X1/6	0 V	WH	ws	A
X1/5	UB: +5 V +/-5%	BN	br	B
X1/1	A	GN	gn	C
X1/2	/A	YE	ge	D
X1/3	B	GY	gr	E
X1/4	/B	PK	rs	F



S1:
ZXE
Zustimmtaster links
enabling push button
left



X2/3		BU	bl	M
X2/2		RD	rt	N
X2/4		BK	sw	P
X2/1		VT	vt	R

Litzen nicht angeschlossen
wires not connected

RDBU	rtbl	L
GYPK	grs	G

shield Schirm

- A
- B
- C
- D
- E
- F
- M
- N
- P
- R
- L
- G
- H
- J
- K
- S
- T
- U
- V
- W
- X
- Y
- Z

Steckverbinder:
Burndy, Metall, 23 polig
connector:
Burndy, metal, 23 pin

Leitung / cable:
12x0,14²