Maße in mm / Dimensions in mm © EUCHNER GmbH + Co. KG Technische Änderungen vorbehalten, alle Angaben ohne Gewähr / Subject to technical modifications; no responsibility is accepted for the accuracy of this information.



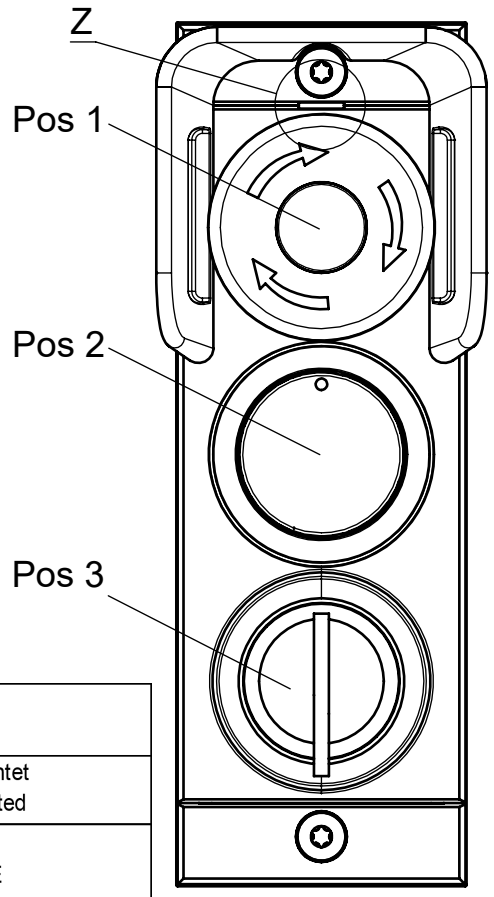

Bei Verwendung mit MCM-X oder Zuhaltemodul MGB2-BR/BP /

When used with MCM-X or locking-module MGB2-BR/BP

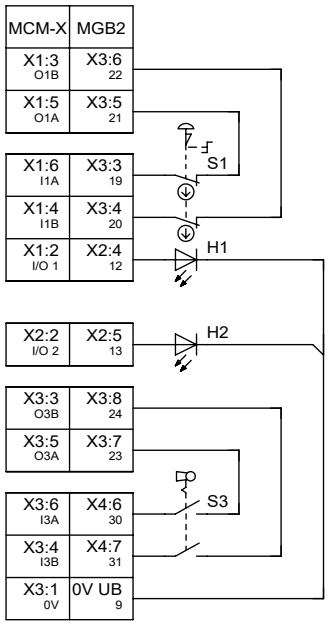

Pos	Anschlusstyp P Connection type P	
1	S1 H1	NOT-HALT Taster beleuchtet Emergency stop illuminated
2	H2	Leuchtvorsatz WEISS Signal indicator WHITE
3	S3	Schlüsselschalter SSG 10 TASTEND Key-operated rotary switch SSG 10 MOMENTARY 1x40°, Form V 0 = Schlüssel abziehbar 0 = Key removable

Bezeichnung Designation	Beschreibung	Description
SM	Submodul	Sub module
I_Sx	Eingang Sx	Input Sx
O_Hx_B	Ausgang Ansteuerung Hx blinken	Output activation Hx to blink
O_Hx	Ausgang Ansteuerung Hx	Output activation Hx
FI_Sx	Sicherer Eingang Sx	Safety input Sx
E_Sx	Fehler Sx	Error Sx
FI_ES	Sicherer Eingang Not-Halt	Safety input emergency stop

Übersicht der Kommunikationsdaten (Nur bei Systemen mit einem Busmodul MBM):
Overview of the communication data (only for systems with a Bus module MBM):
Geräte definiert mit SW-ID: 9000036 in Gerätebeschreibung
Device defined with SW-ID: 9000036 in the device description

Input

Ethernet[1] standard	Bit 7	Bit 6	Bit 5	Bit 4	Bit 3	Bit 2	Bit 1	Bit 0
1st Byte	SM_E_S3	-	SM_E_S1	-	-	SM_I_S3	-	SM_I_S1
2nd Byte	Diagnose Byte (pluggable)							

Ethernet[1] SAFE
⚠

2st Bit	1st Bit
SM_FI_S3	SM_FI_ES

Output

Ethernet[1] standard	Bit 7	Bit 6	Bit 5	Bit 4	Bit 3	Bit 2	Bit 1	Bit 0
1st Byte	-	-	-	SM_O_H2_B	SM_O_H1_B	-	SM_O_H2	SM_O_H1

[1] Ethernet Protokoll in Abhängigkeit des verwendeten MBM Busmodul / Ethernet protocol according to the used MBM Busmodul

EUCHNER GmbH + Co. KG Kohlhammerstraße 16 70771 Leinfelden-Echterdingen Tel. +49/711/7597-0 Fax +49/711/753316 www.euchner.de info@euchner.de