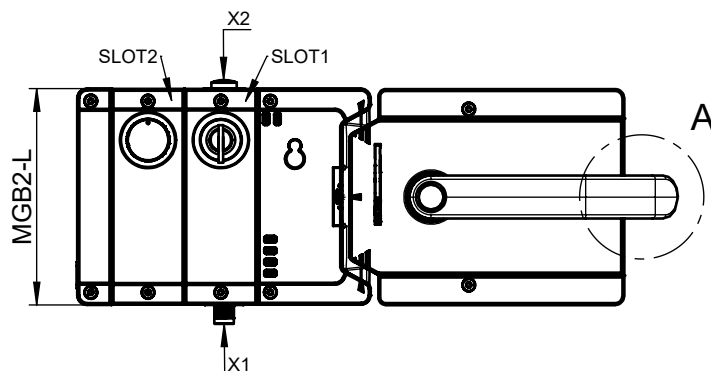
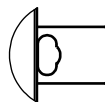


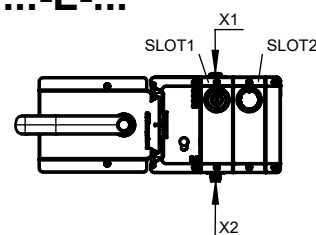
...-R-...

**Detail A**

Sperreinsatz im ausgefahrenen Zustand  
Automatic lockoutbar in "open" position.



...-L-...



**MGB2-H + OPTION:**  
Bitte Datenblatt 2151301 beachten  
Please observe data sheet 2151301

**Betriebsanleitung beachten**

(bei Abweichungen zwischen Datenblatt und Betriebsanleitung gelten die Daten des Datenblattes)

**Please observe the operating instructions**

(in case of disagreement between data sheet and operating instructions, the information of the data sheet are to be considered)



	MGB2-L...	MSM... (SLOT1)	MSM... (SLOT2)	AC-MC... (X1)	AC-MC... (X2)	MGB2-H...	MGB-E...
MGB2-L1HE-MLI-U-CC-R-172786	136776	172780	172783	157024	157028	157021	100465
MGB2-L1HE-MLI-U-CC-L-172787	136776	172780	172783	157028	157024	157022	100465

**Übersicht der Kommunikationsdaten:****Overview of the communication data:****Input**

Ethernet <sup>1)</sup> standard	Bit 7	Bit 6	Bit 5	Bit 4	Bit 3	Bit 2	Bit 1	Bit 0
1st Byte	LM1_E_G	LM1_E_ER	LM1_E_SM1	LM1_E_SM0	-	LM1_I_UK	LM1_I_SK	LM1_D_RUN
2nd Byte	-	-	-	-	-	LM1_I_OL	LM1_I_OT	LM1_I_OD
3rd Byte	Diagnose Byte (pluggable)							

Ethernet <sup>1)</sup> standard	Bit 7	Bit 6	Bit 5	Bit 4	Bit 3	Bit 2	Bit 1	Bit 0
1st Byte	-	-	-	-	-	-	-	SM1_I_S1
2nd Byte	Diagnose Byte (pluggable)							

Ethernet <sup>1)</sup> SAFE	Bit 7	Bit 6	Bit 5	Bit 4	Bit 3	Bit 2	Bit 1	Bit 0
	-	-	-	-	-	-	LM1_FI_UK	LM1_FI_SK

**Output**

Ethernet <sup>1)</sup> standard	Bit 7	Bit 6	Bit 5	Bit 4	Bit 3	Bit 2	Bit 1	Bit 0
1st Byte	LM1_ACK_G	LM1_ACK_ER	-	-	-	-	-	LM1_O_CL

Ethernet <sup>1)</sup> standard	Bit 7	Bit 6	Bit 5	Bit 4	Bit 3	Bit 2	Bit 1	Bit 0
1st Byte	-	-	-	-	SM2_O_H1_B	-	-	SM2_O_H1

Ethernet <sup>1)</sup> SAFE	Bit 7	Bit 6	Bit 5	Bit 4	Bit 3	Bit 2	Bit 1	Bit 0
	-	-	-	-	-	-	-	LM1_FO_CL

<sup>1)</sup> Ethernet Protokoll in Abhängigkeit des verwendeten MBM Busmodul / Ethernet protocol according to the used MBM Busmodul