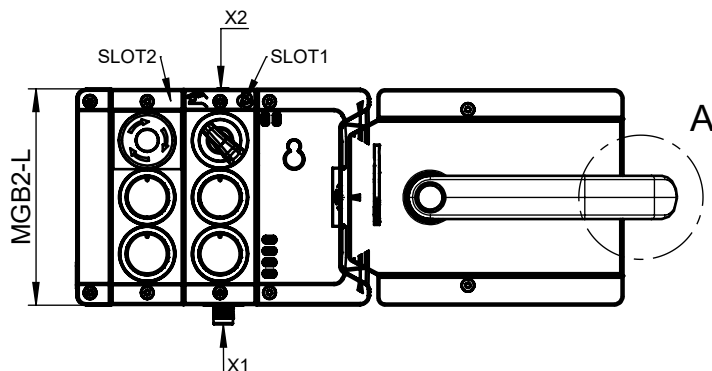
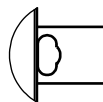


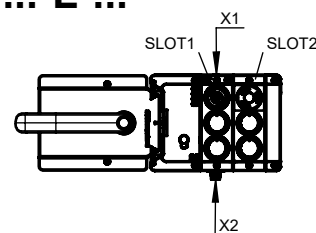
...-R-...

**Detail A**

Sperreinsatz im ausgefahrenen Zustand
Automatic lockoutbar in "open" position.



...-L-...



MGB2-H + OPTION:
Bitte Datenblatt 2151301 beachten
Please observe data sheet 2151301

Betriebsanleitung beachten

(bei Abweichungen zwischen Datenblatt und Betriebsanleitung gelten die Daten des Datenblattes)

Please observe the operating instructions
(in case of disagreement between data sheet and operating instructions, the information of the data sheet are to be considered)



	MGB2-L...	MSM... (SLOT1)	MSM... (SLOT2)	AC-MC... (X1)	AC-MC... (X2)	MGB2-H...	MGB-E...
MGB2-L2HE-MLI-U-CA-R-175504	156392	167906	167902	157024	156718	136691	100465
MGB2-L2HE-MLI-U-CA-L-175505	156392	167906	167902	156718	157024	156394	100465

Übersicht der Kommunikationsdaten:**Overview of the communication data:****Input**

Ethernet ¹⁾ standard	Bit 7	Bit 6	Bit 5	Bit 4	Bit 3	Bit 2	Bit 1	Bit 0
1st Byte	LM1_E_G	LM1_E_ER	LM1_E_SM1	LM1_E_SM0	-	LM1_I_UK	LM1_I_SK	LM1_D_RUN
2nd Byte	-	-	-	-	-	LM1_I_OL	LM1_I_OT	LM1_I_OD
3rd Byte	Diagnose Byte (pluggable)							

Ethernet ¹⁾ standard	Bit 7	Bit 6	Bit 5	Bit 4	Bit 3	Bit 2	Bit 1	Bit 0
1st Byte	-	-	-	-	-	LM1_SM1_I_S3	LM1_SM1_I_S2	LM1_SM1_I_S1
2nd Byte	Diagnose Byte (pluggable)							

Ethernet ¹⁾ standard	Bit 7	Bit 6	Bit 5	Bit 4	Bit 3	Bit 2	Bit 1	Bit 0
1st Byte	-	-	LM1_SM2_E_S1	-	-	LM1_SM2_I_S3	LM1_SM2_I_S2	LM1_SM2_I_S1
2nd Byte	Diagnose Byte (pluggable)							

Ethernet ¹⁾ SAFE	Bit 7	Bit 6	Bit 5	Bit 4	Bit 3	Bit 2	Bit 1	Bit 0
	-	-	-	-	-	LM2_SM2_FI_ES	LM1_FI_UK	LM1_FI_SK

Output

Ethernet ¹⁾ standard	Bit 7	Bit 6	Bit 5	Bit 4	Bit 3	Bit 2	Bit 1	Bit 0
1st Byte	LM1_ACK_G	LM1_ACK_ER	-	-	-	-	-	LM1_O_CL

Ethernet ¹⁾ standard	Bit 7	Bit 6	Bit 5	Bit 4	Bit 3	Bit 2	Bit 1	Bit 0
1st Byte	-	-	LM1_SM1_O_H3_B	LM1_SM1_O_H2_B	LM1_SM1_O_H1_B	LM1_SM1_O_H3	LM1_SM1_O_H2	LM1_SM1_O_H1

Ethernet ¹⁾ standard	Bit 7	Bit 6	Bit 5	Bit 4	Bit 3	Bit 2	Bit 1	Bit 0
1st Byte	-	-	LM1_SM2_O_H3_B	LM1_SM2_O_H2_B	LM1_SM2_O_H1_B	LM1_SM2_O_H3	LM1_SM2_O_H2	LM1_SM2_O_H1

Ethernet ¹⁾ SAFE	Bit 7	Bit 6	Bit 5	Bit 4	Bit 3	Bit 2	Bit 1	Bit 0
	-	-	-	-	-	-	-	LM1_FO_CL

¹⁾ Ethernet Protokoll in Abhängigkeit des verwendeten MBM Busmodul / Ethernet protocol according to the used MBM Busmodul